



The Department of Environment Protection and Energy Maanshan Iron & Steel Co. Ltd

2022 35

3

2022 3

13#

292

4#

11#

5#

13#

1 2022 3 7


13 #

5.039mg/m3



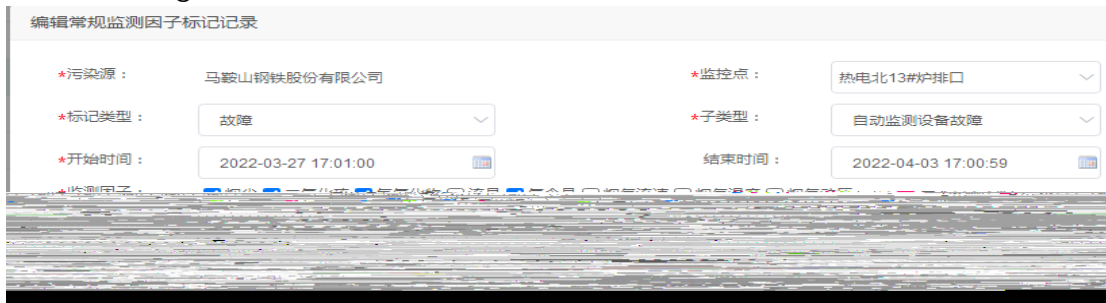
2 2022 3 14 13#

5.638mg/m³



3 2022 3 29 13#

5.541mg/m³




292

2022 3 14 -15 292 COD

52.307 mg/L 147.396 mg/L

72



2022 3 21

PH

10.228 mg/L

PH


编辑常规监测因子标记记录

*污染源:

马鞍山钢铁股份有限公司

*监控点:

西钢外排口



2022 3 8

0.83mg/L



4#

2022 3 5

4#

COD

51.76 mg/L

2022	3	21	-24		COD
774.84mg/L		326.5mg/L		234.928mg/L	191.503mg/L

2022 3 11#
22 11#



2022 3 29 PH 5.897
mg/L



2022 3 5#
30 5#
CO



